

Supercast PVC

Centrally and externally placed PVC waterstops.

Uses

The Supercast range of PVC waterstops is designed to provide an integral sealing system for movement and construction joints in concrete cast in-situ. These joints typically occur in the following types of structure:

Water retaining

- Reservoirs, water towers and sewage tanks
- Dams, culverts, canals and spillways
- Swimming pools
- Bunded areas surrounding liquid retaining tanks

Water excluding

- Basements and underground car parks
- Tunnels and subways
- Abutments and retaining walls
- Roof decks and podium areas

Advantages

- Range of profiles to suit every need
- Fully continuous 4 bulbed network
- Reinforced eyeletted edge flanges for positive fixing
- Simple on-site jointing
- Full range of moulded and fabricated intersection pieces
- WRC approval for use in contact with potable water

The range consists of centrally placed profiles; Supercast Hydrofoil, Supercast Watafoil, Supercast XHD Hydrofoil and Supercast XHD Watafoil; and externally placed profiles; Supercast Rearguard S, Supercast Rearguard R, Supercast Rearguard Kicker and Supercast Angleguard.

Standards compliance

Supercast PVC waterstops are suitable for use in contact with potable water. "Water Byelaws Scheme – approved product", listing number 8804054.

Description


Supercast waterstops are extruded from a high grade PVC compound which has been formulated to give excellent flexibility and longevity characteristics. They are available as straight lengths and factory produced intersections or as a factory prefabricated segment of a network to minimise site jointing.

Principles of waterstop function


Supercast waterstops work because of two specific aspects of their design.

a) Valve principle

Simple waterstop profiles based on dumbbells are cast into the edges of adjacent concrete panels which act as baffles. In the event of joints opening as drying shrinkage or other movement occurs, the edge bulbs of the profile act as anchors. These induce tensions across the waterstop resulting in a sealing effect at the inner faces of the edge bulbs.

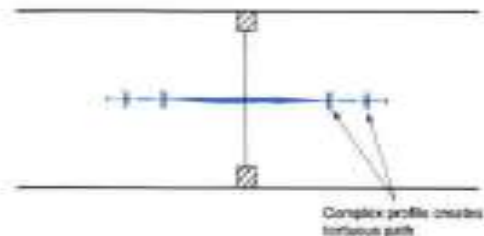


Supercast PVC

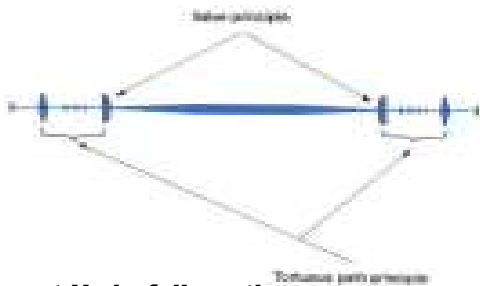


b) Tortuous path principle

Profiles with a more complex cross section have a much greater surface area. They present a much greater resistance and more difficult path for water to seep around the section.



The Supercast range incorporates both of these principles. The products offer a fully continuous 4 bulbed design maintaining both the valve and tortuous path principles. These principles are maintained in the transition from Rearguard profiles in floors to centrally placed profiles in walls.



Supercast Hydrofoil sections

Centre bulb sections are used in expansion, contraction and construction joints. The centre bulb allows for movements in a structure to be accommodated whilst its hexagonal design provides a flat surface. This allows shuttering and joint fillers to fit snugly.

The 330 mm profile is specially designed for use in roof slabs where a greater degree of movement may occur particularly during construction.

Hydrofoil sections



Supercast Watafoil sections

Plain web sections are used in construction and contraction joints.

Watafoil sections



All centrally placed Supercast waterstops incorporate an eye-letted, reinforced edge flange. This enables them to be easily positioned by wiring to surrounding reinforcement.

Supercast Rearguard R

Plain web sections which are placed externally for use in contraction and construction joints. They incorporate a central fin to assist setting out shutter location.



Supercast Rearguard S

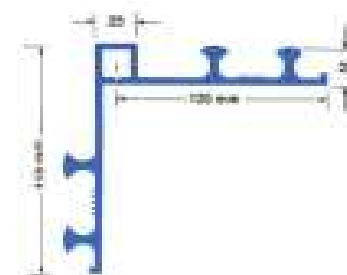
Sections incorporate a flat top centre box which allows movement to be accommodated in expansion joints. The box also provides a seating to support joint fillers.



All Rearguard sections incorporate a nailing flange with a reinforced edge to provide a secure fixing that will resist tearing.

Supercast Angleguard

An externally placed waterstop for use where the joint line coincides with a change in level of the slab soffit. The profile is designed to co-ordinate with the 250 mm Rearguard S profile.



Supercast PVC

Supercast Rearguard Kicker



An extra wide version of Rearguard R profile which is used to seal wall/kicker joints where the concrete kicker is being cast after the slab rather than monolithically with the slab. The extra width enables the waterstop to span both the joint between kicker and slab as well as the joint between kicker and wall.

Dimensions are approximate and subject to manufacturing tolerances.

Technical support

Fosroc offers a comprehensive range of high performance, high quality, construction products all backed by BS 5750 certification. Fosroc offers a technical support package to specifiers and contractors which includes computer-aided design (CAD), standard details and technical advice from staff with unrivalled experience in the industry.

Design criteria

The choice of the width and thickness of waterstop is largely governed by concrete thickness, the position of the reinforcement, aggregate size and complexity of the pour.

In general the 250 mm width of waterstop is suited to wall thicknesses of 250 mm and over. For concrete less than 250 mm thick, the use of a narrower waterstop approximating to the wall thickness will be appropriate. 150mm and 200mm profiles are available for this purpose.

Centrally placed waterstop

These waterstops are positioned within the thickness of the concrete components and as a result are supported by concrete on both sides. They are therefore able to withstand water pressure from either side. This makes them suitable for use in water retaining structures. They will prevent loss of water from within the tank and will prevent ingress of ground water when the tank is drained down.

Externally placed waterstop

These waterstops are designed for use in basement, foundation and floor slab construction in vertical and horizontal joints in both water retaining and water excluding structures.

When used in walls, externally placed waterstops will only resist water pressure from the face to which they are fixed. When used below floor slabs, where the waterstop is supported by the blinding concrete or when placed in vertical situations against permanent concrete shuttering, externally placed waterstops will resist water pressure from either face.

Typical Properties

Profiles

Form	:	Extruded thermoplastic sections
------	---	---------------------------------

Colour	:	Blue
--------	---	------

	:	Hydrostatic head
--	---	------------------

250 mm profile	:	Up to 100 m
----------------	---	-------------

200 mm profile	:	Up to 50 m
----------------	---	------------

230 mm profile	:	Up to 36 m
----------------	---	------------

230 mm profile	:	Up to 25 m
----------------	---	------------

Joint movement	:	Up to 10 mm
----------------	---	-------------

Compound

Typical figures	:	To BS 2782 at 25°C
-----------------	---	--------------------

Tensile strength	:	14 MN/m ²
------------------	---	----------------------

Elongation at break	:	300%
---------------------	---	------

Hardness	:	Shore 'A' 70-90
----------	---	-----------------

Specification clauses

1. Supplier specification

Where indicated on the drawings, PVC waterstops shall be Supercast Waterstops obtained from Fosroc (address as shown). All wall/floor waterstop connections shall be made using Supercast injection moulded transition pieces to ensure continuity of the four bulb profiles.

2. Performance specification

Where indicated on the drawings, PVC waterstops shall be made from extruded plasticised PVC compound. The compound used shall meet the US Corps of Engineers specification CRD-C 572-74. It shall typically have a tensile strength of 14MN/m² and an elongation at break of 300% and be capable of withstanding hydrostatic loading upto 100m.

Installation instructions

Supercast Hydrofoil and Watafoil

Waterstops must be installed so that they are securely held in their correct position while the concrete is being placed. Concrete must be fully compacted around the waterstops to ensure that no voids or porous areas remain. Where reinforcement is present, an adequate clearance must be left to permit proper compaction.

The brass eyelets used for securing the waterstop are located outside the edge bulbs so as not to create water paths around the profile.

Example of a kicker joint



Supercast PVC

Supercast Rearguard

When used on ground slabs where the waterstop is supported on blinding, Rearguard profiles usually require no fixing. Lay the waterstop centrally over the line of the joint to be formed.

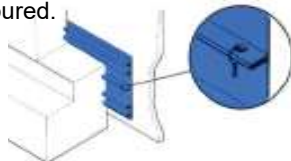
Fixing to vertical shuttering is done by nailing through the outer nailing flanges leaving the head of the nail proud so that it is held in the cured concrete. This prevents the waterstop being displaced when the shuttering is struck.

Fixing to vertical shutter



Supercast Rearguard Kicker

In addition to nailing to the external shutter, the 330mm Kicker profile is equipped with brass eyelets in the central rib. Twist short lengths of tying wire through these eyelets so that when the kicker is cast they act as anchors, holding the centre of the waterstop tight against the face of the concrete. This prevents the build-up of debris between the waterstop and the kicker prior to the wall being poured.



Supercast Angleguard

Fixing in position is done in a similar manner to Supercast

Rearguard.

Site jointing instructions

Jointing of Supercast waterstops is carried out using Fosroc Heat Welding Equipment. The ends to be joined are cut square and held in alignment in a special jig. The ends are then pressed either side of a special heated blade, until an even, molten bead of PVC appears around the section. The heated blade is then removed and the molten ends pressed fully together. The PVC cools to form a strong

fusion welded joint. Full instructions are available from Fosroc.

Fosroc PVC heat welding equipment

Fosroc PVC heat welding equipment



Equipment

Jointing jigs are available for all profiles and sizes.

Heater blades

110v and 220v blades are available.

Warning: Ensure that heater blades are earthed.

Precautions

Health and safety

Hot weld site jointing of PVC waterstops results in the liberation of hydrogen chloride mist and vapour. The OEL (operational exposure limit) of 5 ppm can be exceeded in still air confined spaces, therefore forced ventilation must be provided or a suitable respirator used.



Fosroc Chemicals (India) Pvt. Ltd.

Head Office

Embassy Point, No. 150,
2nd Floor, Infantry Road,
Bangalore 560 001,
Karnataka

Important note :

Fosroc products are guaranteed against defective materials and manufacture and are sold subject to its standard terms and conditions of sale, copies of which may be obtained on request. Whilst Fosroc endeavours to ensure that any advice, recommendation specification or information it may give is accurate and correct, it cannot, because it has no direct or continuous control over where or how its products are applied, accept any liability either directly or indirectly arising from the use of its products whether or not in accordance with any advice, specification, recommendation or information given by it.

telephone

+91 80-42521900

fax

+91 80-22281510

e-mail

enquiryindia@fosroc.com

Regional Offices

Chennai

Hills Centre, Old No 5,
New No 9, 3rd Cross Street,
Jeth Nagar, Raja Annamalaipuram,
Chennai 600 028.
Ph: +91 44 61304500

Mumbai

MBC Park, 12th floor, Office No.12B,
'D' Block, Near G Corp/Hyper City
Kasarwadawali, Ghodbunder Road,
Thane (West) 400 615
Ph: +91 22 6229 6800
Fax: 022 62296809

Noida

Unit No. 601, Highway Tower-II
A-13/2, 6th Floor, Sector- 62
Gautam Buddha Nagar,
Noida 201 309, Uttar Pradesh
Ph: +91 120 6121900
Fax: 0120-4270622

Kolkata

304, Jodhpur Park
Kolkata 700 068
Ph: +91 33-65343188
Fax: 033-2499-0280

www.fosroc.com